

Staggered MTP-LC Breakouts

Datasheet: GD102102v4

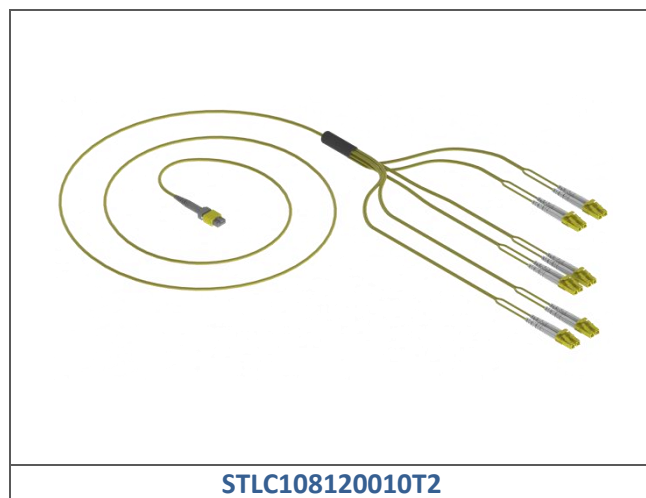
APPLICATION

MTP to LC breakout units are made up of 12-fibre Micro Distribution Cable which is factory terminated at one end with a Low-Loss MTP connector, and is split through a bifurcation unit into 12 simplex cables terminated with six LC duplex connectors on staggered tails. They are used to connect equipment in racks to MTP terminated backbone cables.

MTP to LC breakout assemblies are available in OS1, OM3, and OM4 performance grades and are offered in a variety of tail staggering schemes.

FEATURES

- Ultra high-performance connectors
- Plug and play technology
- Factory termination
- Bend-insensitive fibre
- LSOH sheathing
- Various tail staggering schemes are
- Product highlights go here



PART NUMBER BREAKDOWN

SaaLCbbb12cccd

Product Set: S= Superset

Connector 1: T = MTP without pins
TM = MTP with pins

Connector 2: LC = LC duplex

Fibre Type: 108 = OS1 singlemode
OM3 = OM3 multimode
OM4 = OM4 multimode

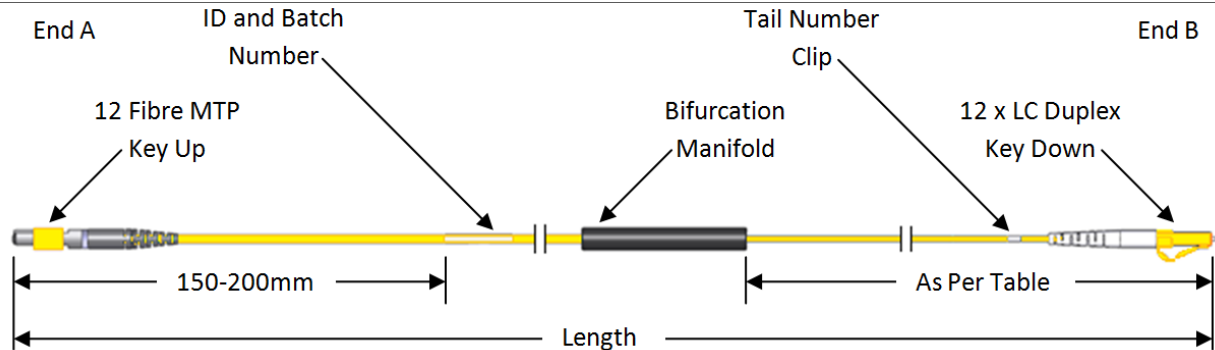
Fibre Count: 12 = 12 fibres

Length in meters: 0010 = 1.0m
0100 = 10.0m
Other lengths available on request

Tail Staggering: T2
T3
T4
T5
Tail lengths as per table

Note: All assemblies are delivered as coils in Lengths up to 50m long are delivered as coils. Lengths over 50m lengths are supplied on reels.

PHYSICAL CHARACTERISTICS



TAIL LENGTHS

Variant	Tail Length (mm)					
	Tail 1	Tail 2	Tail 3	Tail 4	Tail 5	Tail 6
T2	510	510	550	550	610	710
T3	400	400	415	415	430	430
T4	280	370	420	535	670	790
T5	930	820	960	850	1000	890

MECHANICAL SPECIFICATION

- Trunk Cable: 3.0mm OD LSOH Micro Distribution Cable
- Tails: 2.0mm OD LSOH Simplex Cable
- Static Bend Radius: 30mm
- Dynamic Bend Radius: 60mm

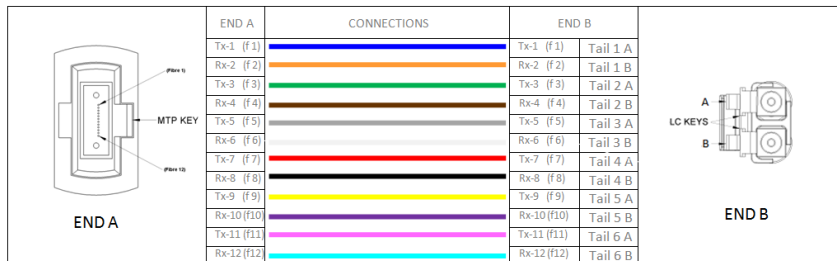
OPTICAL CHARACTERISTICS

- Singlemode
 - Insertion Loss (dB): 0.15 typical 0.35 maximum
 - Return Loss (dB): 60 minimum
 - Attenuation (dB/km): 1310nm 0.3 typical 0.5 maximum
1550nm 0.2 typical 0.4 maximum
- Multimode
 - Insertion Loss (dB): 0.15 typical 0.35 maximum
 - Return Loss (dB): 20 minimum
 - Attenuation (dB/km): 850nm 2.6 typical 3.5 maximum
1300nm 0.6 typical 1.5 maximum

Staggered MTP-LC Breakouts

Datasheet: GD102102v4

WIRING SCHEMATIC



*“Brand-Rex is **dedicated to designing, developing and manufacturing** sustainable **high performance** structured cabling and speciality cabling solutions”*

The information contained in this document is valid and correct at the time of issue. Brand-Rex reserves the right to modify details without notice in light of subsequent standard/specification changes and ongoing technical developments.